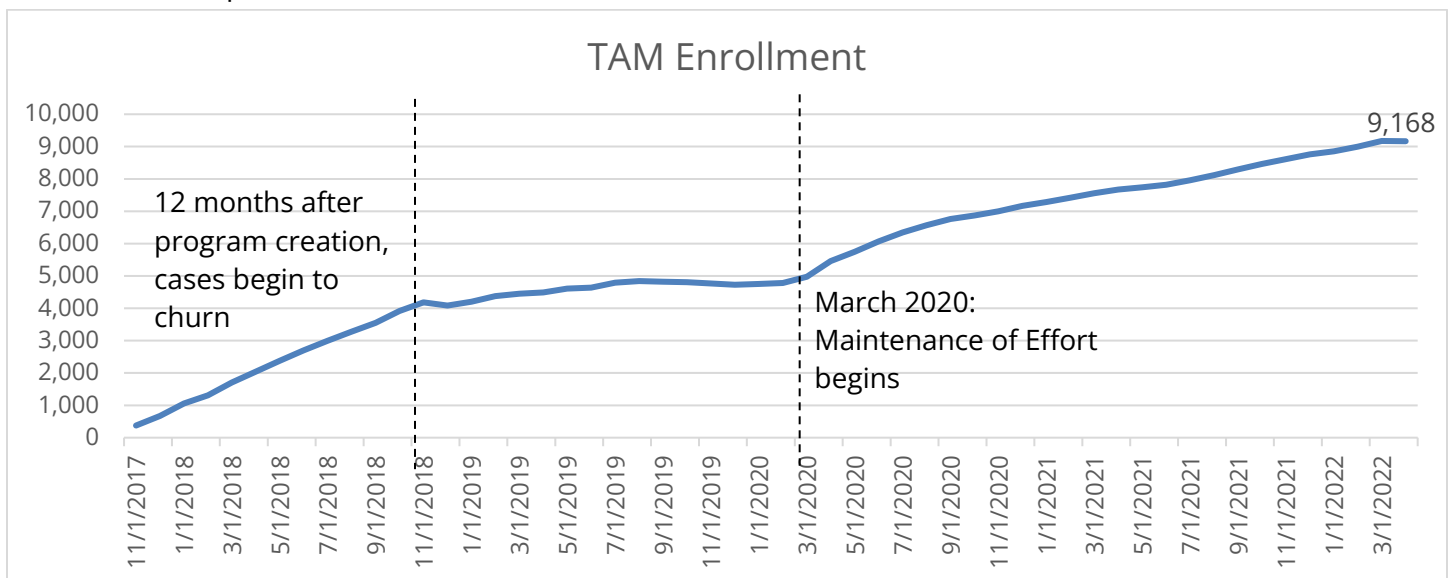


Contents

- Enrollment 1
 - Subgroups..... 2
 - Demographics 2
 - Location..... 3
- Service Delivery 4
 - Medications 4
 - Providers 5
- Chronic Conditions 5
 - Co-Occuring Behavioral and Physical Health Conditions..... 6
- Cost 7

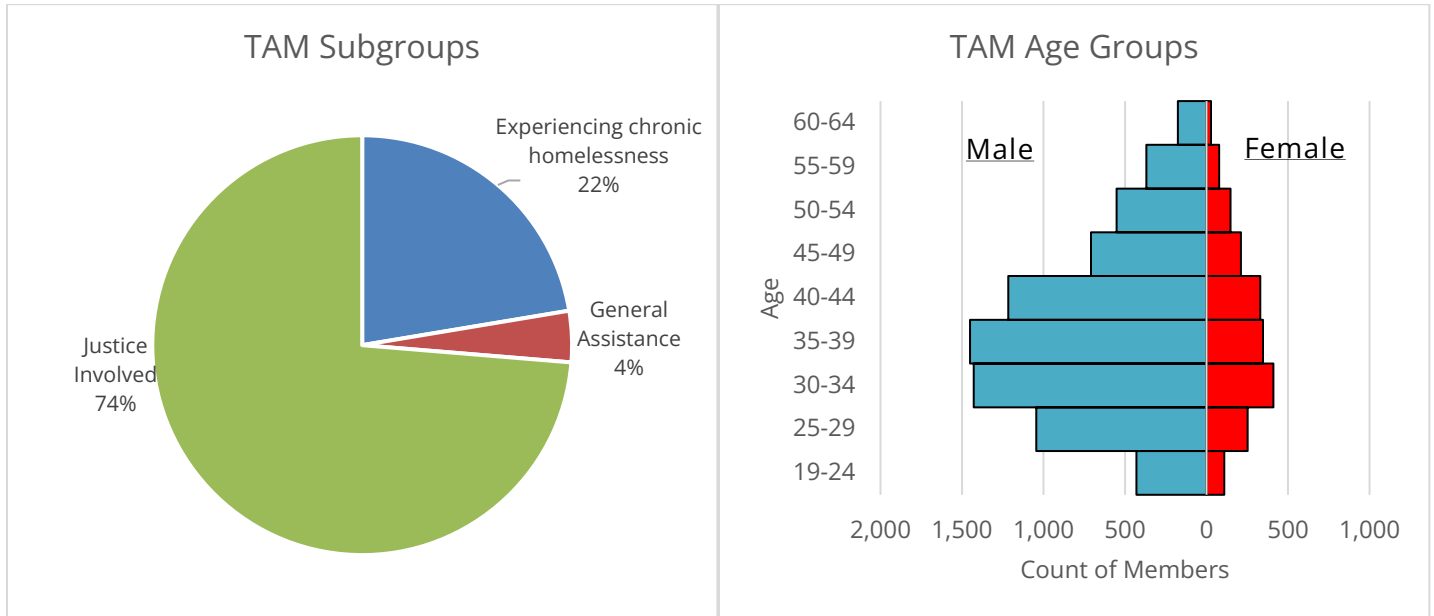
Enrollment

The Targeted Adult Medicaid (TAM) program began in November 2017. It has grown from 375 members in the first month to over 9,100 members in April 2022. TAM eligibility is limited to adults without dependent children, age 19-64, with household incomes less than or equal to 5% of the Federal Poverty Level (FPL). Once enrolled, TAM members are eligible for twelve months of continuous eligibility regardless of income or household changes. During the Public Health Emergency (PHE), Medicaid is required to meet certain Maintenance of Effort (MOE) requirements, which include ensuring continuous coverage. As a result, TAM enrollment has grown substantially during the PHE. Over 4,000 TAM members have their enrollment forced open as of May 1, 2022. Enrollment is expected to decrease at the end of the PHE.



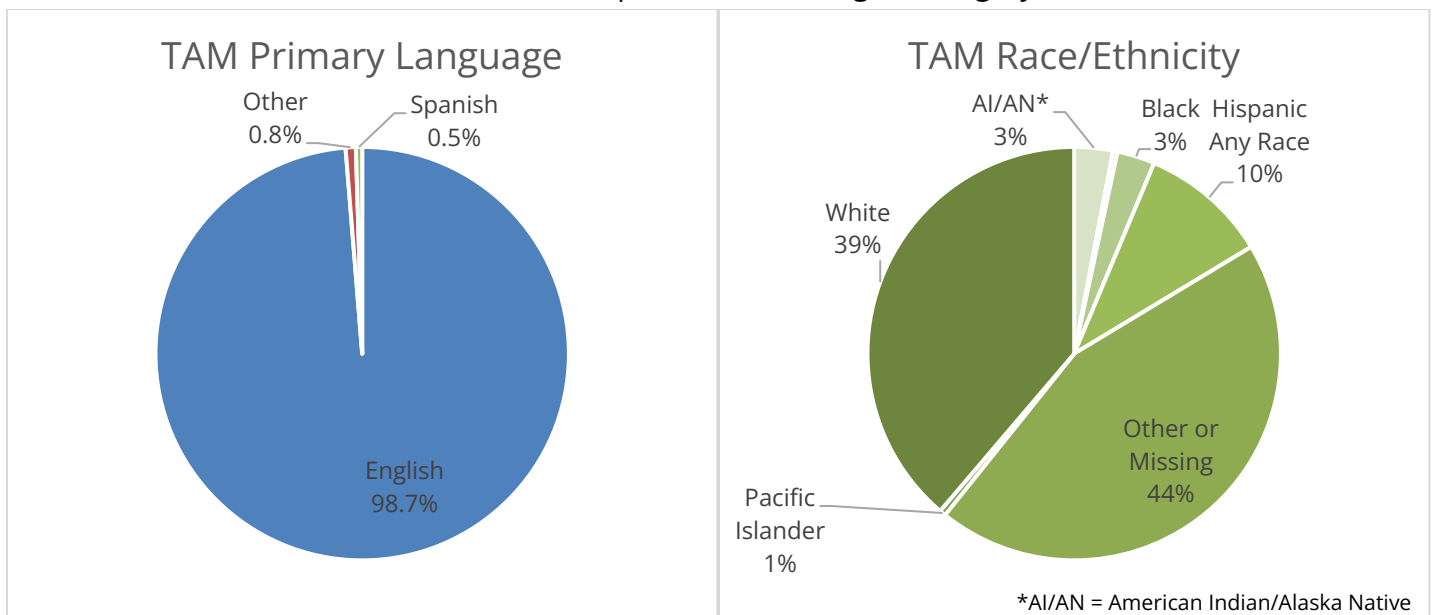
Subgroups

TAM consists of three subgroups, justice involved members, those experiencing chronic homelessness, and recipients of general assistance. The largest subgroup is justice involved members. 79% of TAM members are male. The majority (56%) are between the ages of 30 and 44.



Demographics

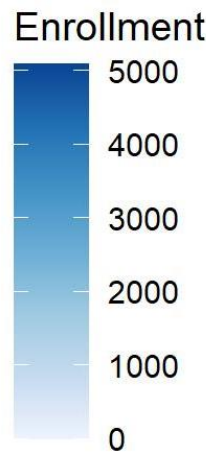
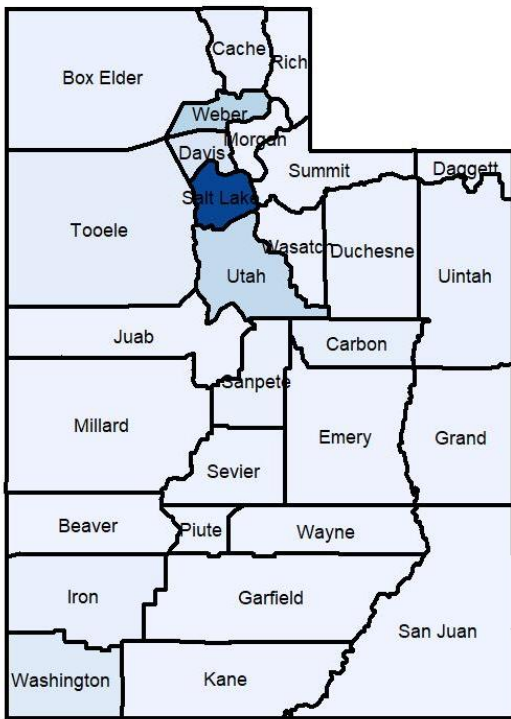
TAM members are heavily English-speaking with 98.7% of members identifying it as their primary language. A large plurality of TAM members have chosen not to identify their race or ethnicity. Among those that have self-identified, white non-Hispanics are the largest category.



Location

TAM members are primarily located in urban areas. The majority live in Salt Lake County, and 83% live along the wastach front.

TAM Enrollment



Local Health District	Members	Percent of TAM
Salt Lake	5,087	56%
Weber-Morgan	1,156	13%
Utah County	930	10%
Southwest	487	5%
Davis	440	5%
Bear River	233	3%
Tooele	203	2%
Southeast	201	2%
Central	199	2%
TriCounty	168	2%
Summit	22	0.2%
Wasatch	21	0.2%
San Juan	12	0.1%

Service Delivery

In 2021, the majority of TAM members received at least one dispensed medication and had at least one visit with a primary care practitioner. Nearly half of TAM members received outpatient or residential substance use treatment with opioids being the most commonly diagnosed substance. The rest of the services accessed are summarized below.

Type of Service	Percent of TAM
Pharmacy-Dispensed Medication (more detail below)	62%
Primary Care	52%
Substance Use Treatment (outpatient or residential)	47%
Laboratory/Diagnostic Service	45%
Emergency Department	39%
Mental Health Treatment	14%
Dental Service	13%
Inpatient Hospitalization	10%

Medications

Antidepressants and anticonvulsants are the two most commonly prescribed medications for TAM members. This is similar to the broader Medicaid population. The below table shows the percentage of TAM members who received a dispensed medication in the specified drug group.

Drug Group	Examples	Percent of TAM
Antidepressants	SSRIs, SNRIs, Serotonin Modulators, etc.	31%
Anticonvulsants	Gabapentin, Lamotrigine, etc.	25%
Analgesics - Anti-Inflammatory	Nonsteroidal Anti-inflammatory Agents (NSAIDs)	22%
Antipsychotics/Antimanic Agents	Dibenzapines, Quinolinone Derivatives, etc.	21%
Medication Assisted Treatment	Suboxone, Vivitrol, etc.	18%
Antihypertensives	Clonidine, ACE Inhibitors, etc.	17%
Antianxiety Agents	Benzodiazepines	16%
Anti-Infective Agents - Misc.	Antibiotics	11%
Ulcer Drugs/Antispasmodics/Anticholinergics	Proton-pump inhibitor	11%
Psychotherapeutic and Neurological Agents	Smoking cessation	10%
Dermatologicals	Topical Antibiotics, Anti-inflammatory Agents, etc.	10%

Providers

Over 2,000 providers served TAM members in 2021. A small number of providers that served the most TAM members are shown below. The providers shown here are largely on the Wasatch Front, reflecting the largely urban concentration of TAM members. Providers shown here are grouped into hospital-based, behavioral health, and integrated/other providers.



Hospital Based	Served
University of Utah Hospital	2,212
Alta View Hospital	1,625
Intermountain Medical Center	1,000
St Marks Hospital	734
Jordan Valley Hospital	656



Behavioral Health	Served
Odyssey House	1,132
Valley Behavioral Health	748
Volunteers of America	716
First Step House	492
Wasatch Behavioral Health	316



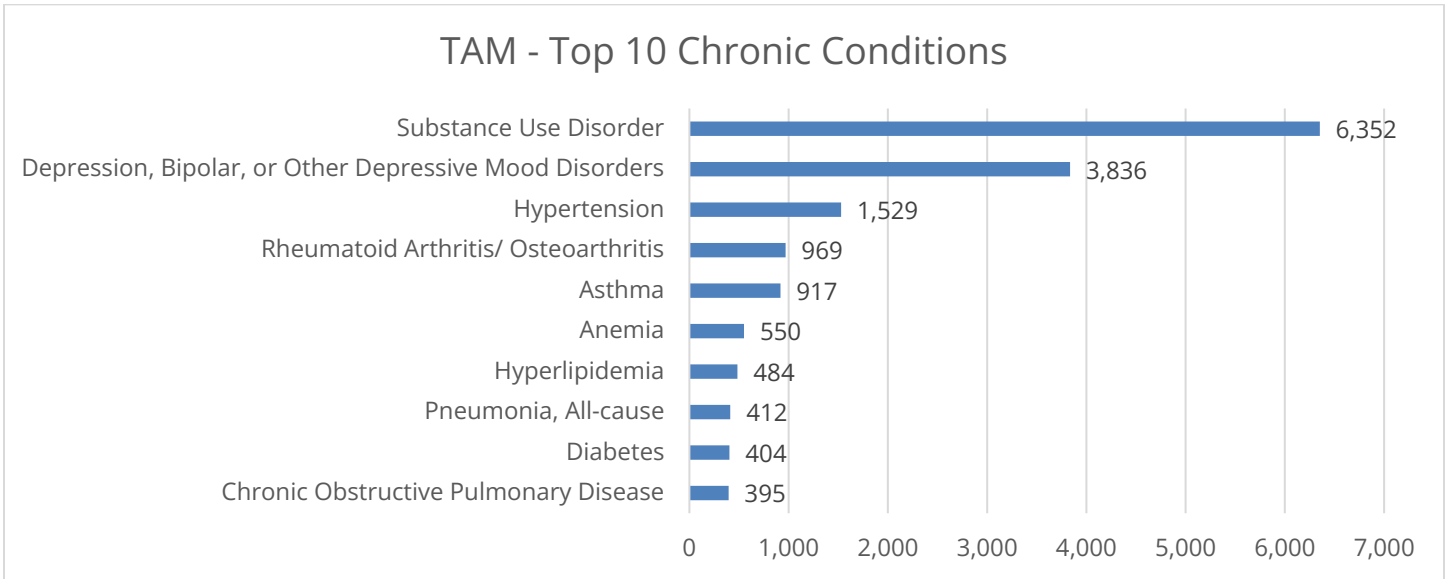
Integrated/Other	Served
Martindale Clinic	1,500
Fourth Street Clinic	940
University Hospital School of Dentistry	618
Goshute/Sacred Circle	371
Mountainlands Community Health Center	238

Chronic Conditions

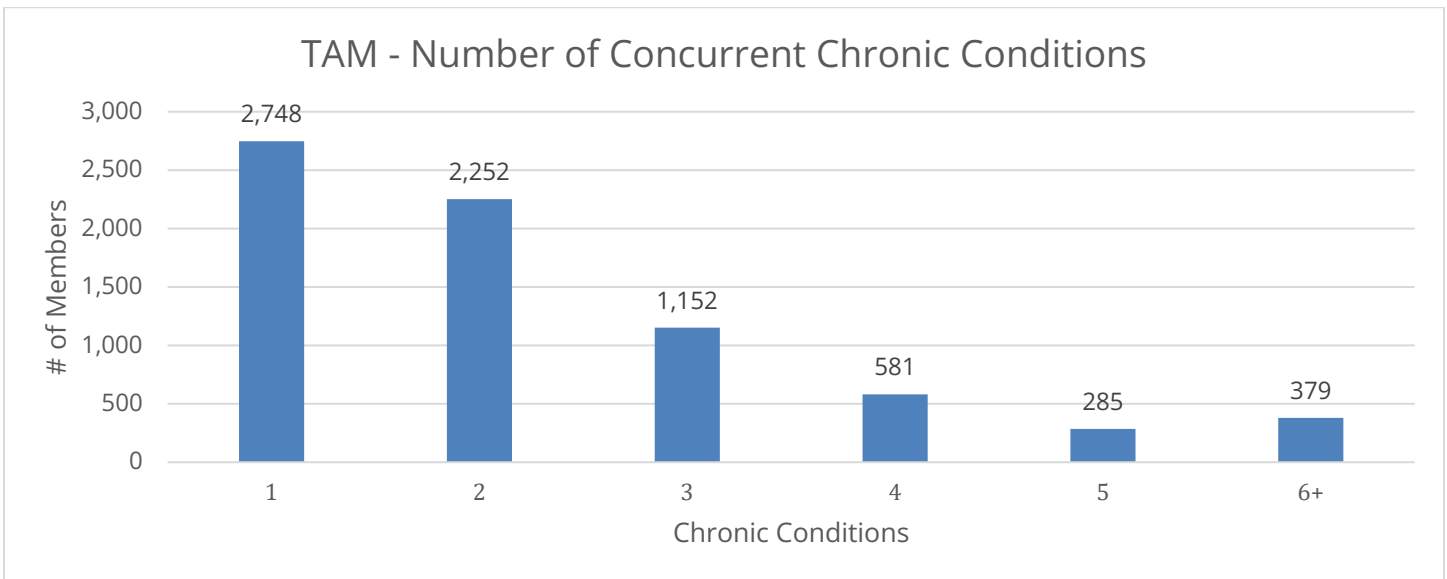
The Chronic Conditions Data Warehouse (CCDW)¹ can be used to assess current TAM members for 30 chronic conditions. In addition to the conditions listed in the CCDW, Substance Use Disorder is considered a chronic condition². Substance Use Disorder is observed in 6,352 out of the current 9,300 TAM members. Depression, Bipolar, or Other Depressive Mood Disorders is the next most common chronic condition among TAM members.

¹ <https://www2.ccdwdata.org/web/guest/condition-categories-chronic>

² <https://www.ncbi.nlm.nih.gov/pmc/articles/PMC2756688/>



2,748 TAM members have one chronic condition and 4,650 TAM members have more than one chronic condition. The distribution is shown below.



Co-Occurring Behavioral and Physical Health Conditions

3,059 TAM members with a behavioral health condition have a co-occurring physical health chronic condition. The most common co-occurring condition is hypertension (1,345 members). Rheumatoid Arthritis/Osteoarthritis (872) and Asthma (839) are the next most common co-occurrences.

Cost

TAM members have an average monthly cost of \$1,205 per member per month. This accounts for cost offsets like pharmacy rebates. This cost is 64% attributable to physical health services, 35% attributable to behavioral health, and 1% attributable to dental services. The top 10% of TAM members account for 53% of total TAM expenditures. The top 20% account for 74% of expenditures.

